



Naples Area Board of REALTORS®



Real life. Real answers.

p 239.597.1666
f 239.597.7725

www.NABOR.com
www.NaplesArea.com

1455 Pine Ridge Road
Naples, FL 34109

Annual 2013

Overall Market Statistics by Price

	# Pending		# Closed		Median Closed Price (,000's)		Inventory		Average DOM
	Annual 2012	Annual 2013	Annual 2012	Annual 2013	Annual 2012	Annual 2013	Annual 2012	Annual 2013	Annual 2013
\$0-\$300K	7,111	6,660	6,144	5,875	\$141	\$163	3,139	2,416	129
\$300K-\$500K	1,620	2,000	1,366	1,730	\$375	\$375	1,192	1,043	157
\$500K-\$1M	1,169	1,418	1,032	1,224	\$660	\$658	1,174	971	182
\$1M-\$2M	485	624	437	510	\$1,355	\$1,375	631	557	216
\$2M+	298	363	234	298	\$2,810	\$2,950	421	416	218
TOTAL	10,683	11,065	9,213	9,637	\$204	\$240	6,557	5,403	149

Overall Market Statistics by Area

	# Pending		# Closed		Median Closed Price (,000's)		Inventory		Average DOM
	Annual 2012	Annual 2013	Annual 2012	Annual 2013	Annual 2012	Annual 2013	Annual 2012	Annual 2013	Annual 2013
Naples Beach	2,057	2,226	1,880	1,995	\$505	\$555	1,606	1,285	169
North Naples	2,787	2,954	2,423	2,603	\$250	\$287	1,636	1,308	144
Central Naples	2,022	1,940	1,717	1,646	\$132	\$163	967	831	134
South Naples	1,600	1,674	1,362	1,460	\$137	\$157	1,023	827	148
East Naples	2,047	2,071	1,681	1,753	\$156	\$195	1,163	1,032	144
Immokalee/Ave Maria	58	63	42	57	\$87	\$159	28	17	113
TOTAL	10,571	10,928	9,105	9,514	\$202	\$240	6,423	5,300	148

Legend

Geographic Location	USPS Zip Codes
Naples Beach:	34102, 34103, 34108
North Naples:	34109, 34110, 34119
Central Naples:	34104, 34105, 34116
South Naples:	34112, 34113
East Naples:	34114, 34117, 34120, 34137
Immokalee/Ave Maria:	34142

Calculations are based on property listings that exist within Southwest Florida MLS. Only properties in Collier County, excluding Marco Island, are included. *Counts for breakdowns of available inventory for prior years are unavailable. **Median Sold Prices are unavailable for periods with zero sales reported. The Days on Market comparisons are not reported because they are calculated with a new method. The median refers to the middle value in a set of statistical values that are arranged in ascending or descending order, in this case prices at which homes were actually sold. Data entry anomalies and non-Naples zip codes may result in minor discrepancies. However, these anomalies are statistically insignificant. Single Family Homes are tabulated using properties with a building design of Single Family, Villa Detached, or Manufactured. Condo units are tabulated using properties with a building design of Low-Rise, Mid-Rise, High-Rise or Villa Attached.



Naples Area Board of REALTORS®



Real life. Real answers.

p 239.597.1666
f 239.597.7725

www.NABOR.com
www.NaplesArea.com

1455 Pine Ridge Road
Naples, FL 34109

Annual 2013

Single Family Market Statistics by Price

	# Pending		# Closed		Median Closed Price (,000's)		Inventory		Average DOM
	Annual 2012	Annual 2013	Annual 2012	Annual 2013	Annual 2012	Annual 2013	Annual 2012	Annual 2013	Annual 2013
\$0-\$300K	3,311	2,772	2,754	2,399	\$150	\$175	1,110	863	119
\$300K-\$500K	926	1,205	784	1,022	\$378	\$379	615	590	142
\$500K-\$1M	659	815	568	692	\$676	\$674	639	569	168
\$1M-\$2M	302	362	274	284	\$1,399	\$1,382	384	351	226
\$2M+	216	249	174	201	\$3,062	\$2,900	333	339	229
TOTAL	5,414	5,403	4,554	4,598	\$239	\$287	3,081	2,712	143

Single Family Market Statistics by Area

	# Pending		# Closed		Median Closed Price (,000's)		Inventory		Average DOM
	Annual 2012	Annual 2013	Annual 2012	Annual 2013	Annual 2012	Annual 2013	Annual 2012	Annual 2013	Annual 2013
Naples Beach	814	830	717	715	\$675	\$750	591	523	150
North Naples	1,296	1,349	1,115	1,175	\$367	\$400	816	728	153
Central Naples	1,045	982	875	812	\$179	\$245	481	414	130
South Naples	656	652	547	562	\$196	\$230	391	310	155
East Naples	1,493	1,464	1,208	1,221	\$149	\$188	698	663	131
Immokalee/Ave Maria	51	46	36	42	\$83	\$160	19	13	112
TOTAL	5,355	5,323	4,498	4,527	\$238	\$287	2,996	2,651	142

Legend

Geographic Location	USPS Zip Codes
Naples Beach:	34102, 34103, 34108
North Naples:	34109, 34110, 34119
Central Naples:	34104, 34105, 34116
South Naples:	34112, 34113
East Naples:	34114, 34117, 34120, 34137
Immokalee/Ave Maria:	34142

Calculations are based on property listings that exist within Southwest Florida MLS. Only properties in Collier County, excluding Marco Island, are included. *Counts for breakdowns of available inventory for prior years are unavailable. **Median Sold Prices are unavailable for periods with zero sales reported. The Days on Market comparisons are not reported because they are calculated with a new method. The median refers to the middle value in a set of statistical values that are arranged in ascending or descending order, in this case prices at which homes were actually sold. Data entry anomalies and non-Naples zip codes may result in minor discrepancies. However, these anomalies are statistically insignificant. Single Family Homes are tabulated using properties with a building design of Single Family, Villa Detached, or Manufactured. Condo units are tabulated using properties with a building design of Low-Rise, Mid-Rise, High-Rise or Villa Attached.



Naples Area Board of REALTORS®



Real life. Real answers.

p 239.597.1666
f 239.597.7725

www.NABOR.com
www.NaplesArea.com

1455 Pine Ridge Road
Naples, FL 34109

Annual 2013

Condominium Market Statistics by Price

	# Pending		# Closed		Median Closed Price (,000's)		Inventory		Average DOM
	Annual 2012	Annual 2013	Annual 2012	Annual 2013	Annual 2012	Annual 2013	Annual 2012	Annual 2013	Annual 2013
\$0-\$300K	3,800	3,888	3,390	3,476	\$135	\$155	2,029	1,553	136
\$300K-\$500K	694	795	582	708	\$370	\$370	577	453	179
\$500K-\$1M	510	603	464	532	\$635	\$647	535	402	201
\$1M-\$2M	183	262	163	226	\$1,314	\$1,340	247	206	204
\$2M+	82	114	60	97	\$2,650	\$3,000	88	77	195
TOTAL	5,269	5,662	4,659	5,039	\$172	\$202	3,476	2,691	154

Condominium Market Statistics by Area

	# Pending		# Closed		Median Closed Price (,000's)		Inventory		Average DOM
	Annual 2012	Annual 2013	Annual 2012	Annual 2013	Annual 2012	Annual 2013	Annual 2012	Annual 2013	Annual 2013
Naples Beach	1,243	1,396	1,163	1,280	\$450	\$500	1,015	762	179
North Naples	1,491	1,605	1,308	1,428	\$175	\$200	820	580	137
Central Naples	977	958	842	834	\$116	\$135	486	417	138
South Naples	944	1,022	815	898	\$117	\$137	632	517	144
East Naples	554	607	473	532	\$185	\$215	465	369	175
Immokalee/Ave Maria	7	17	6	15	\$172	\$150	9	4	115
TOTAL	5,216	5,605	4,607	4,987	\$170	\$200	3,427	2,649	153

Legend

Geographic Location	USPS Zip Codes
Naples Beach:	34102, 34103, 34108
North Naples:	34109, 34110, 34119
Central Naples:	34104, 34105, 34116
South Naples:	34112, 34113
East Naples:	34114, 34117, 34120, 34137
Immokalee/Ave Maria:	34142

Calculations are based on property listings that exist within Southwest Florida MLS. Only properties in Collier County, excluding Marco Island, are included. *Counts for breakdowns of available inventory for prior years are unavailable. **Median Sold Prices are unavailable for periods with zero sales reported. The Days on Market comparisons are not reported because they are calculated with a new method. The median refers to the middle value in a set of statistical values that are arranged in ascending or descending order, in this case prices at which homes were actually sold. Data entry anomalies and non-Naples zip codes may result in minor discrepancies. However, these anomalies are statistically insignificant. Single Family Homes are tabulated using properties with a building design of Single Family, Villa Detached, or Manufactured. Condo units are tabulated using properties with a building design of Low-Rise, Mid-Rise, High-Rise or Villa Attached.



Naples Area Board of REALTORS®



Real life. Real answers.

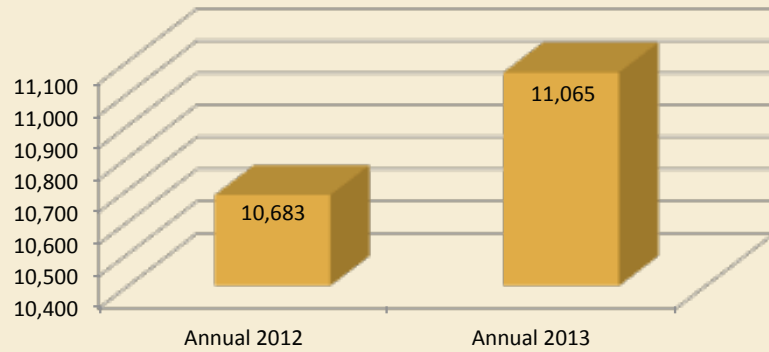
p 239.597.1666
f 239.597.7725

www.NABOR.com
www.NaplesArea.com

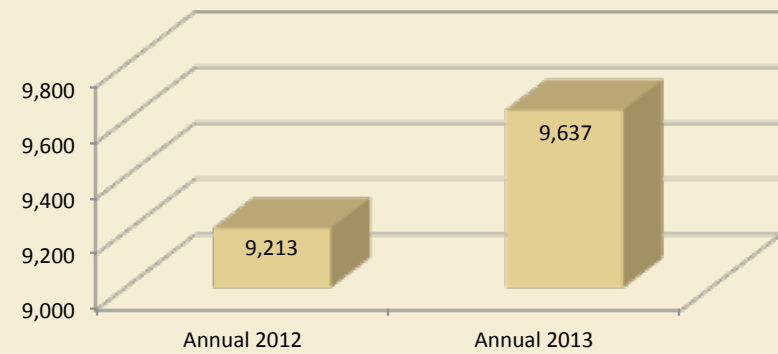
1455 Pine Ridge Road
Naples, FL 34109

Annual 2013

Pending



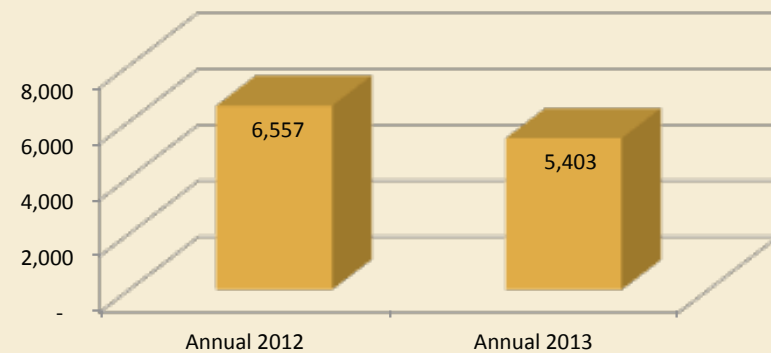
Closed



Median Price



Inventory



Calculations are based on property listings that exist within Southwest Florida MLS. Only properties in Collier County, excluding Marco Island, are included.